




EDEN COAST<sup>LLC</sup>  
*Where Tradition Meets GREEN*



Wave Raised Panel

*W*OOD NEVER LOOKED THIS GOOD FOR THIS LONG!  
EDEN COAST LLC – Manufacturer of Custom Composite Garage Doors.



8/4 Dogwood with Arch/S5

*If you can dream it,  
we can build it!*



*A*t Eden Coast, we understand that the finishing details of your home are unique and special. Therefore, we proudly stand on our guiding principle, "If you can dream it, we can build it."

What sets us apart is our dedication to you. Our superior craftsmanship, innovative manufacturing and finishing capabilities allow us to accomplish just about any architectural design you can dream. We are committed to giving you the look you love without the maintenance.


So, take my advice, go on, dream a little and let us serve you.

Sincerely,

Duane Laricey  
President



Leatherwood/W3/4/4 Arched Window with Optional Decorative Hardware



Providence with Arch and Custom Molding/S6



Raised Panel/Cherry Match

*We* CAN CUSTOMIZE YOUR DOOR, AND STILL ELIMINATE MAINTENANCE FOR YEARS TO COME.

We construct our doors by overlaying commercial or residential steel sections with our environmentally friendly, composite materials. We use different board thicknesses. From 1/2" to 1 1/2", our different board dimensions allow us to create the best detail in the industry.



Custom Raised Panel/W4

*C*USTOM INLAID MOLDINGS & TRIMS ARE AVAILABLE ON ALL DESIGNS.



Louisville/W4



DEN COAST DOORS ARE DESIGNED TO BE MAINTENANCE FREE.

**OUR** UNIQUE FINISHING  
TECHNIQUES ALLOW US TO OFFER  
TRADITIONAL WOOD COLORS  
SUCH AS CEDAR, OAK AND  
MAHOGANY, AS WELL AS FIVE  
OTHER STANDARD COLORS. WE  
ALSO CUSTOM MATCH MANY  
TYPES OF WOODS AND FINISHES.

Eden Coast is happy to offer a **5 YEAR  
WARRANTY** on the finish of all of our  
stain-finished doors.



Custom Raised Panel/Custom Mahogany Match/Option H Window



Magnolia with Arch/W5 with Optional Decorative Hardware



Leatherwood Custom/Custom Color/Option H Window with Optional  
Decorative Hardware



Leatherwood Custom/Mahogany Color  
with Optional Decorative Hardware







Providence



Magnolia with Arch, and Optional Clavos




Birmingham




Custom Horizontal Plank



Custom Recessed Panel



Magnolia with Arch



Custom Raised Panel with Decorative Molding



Custom Birmingham with Impact Glass



Raised Panel



Dogwood



Custom Design and Paint



BACKED BY THE STRONGEST GUARANTEE IN THE INDUSTRY.

*We* PRE-FINISH IN ANY PAINT  
COLOR, INCLUDING BLACK.

No matter the design, all of our overlays are impervious to moisture, mold and mildew. Because we don't use wood, there are no wood feeding insects, no cracking, warping or splitting. A **10 YEAR WARRANTY** is available on some of our painted doors.



Magnolia with Arch



Birmingham/White Automotive Paint/Option D Window



Custom Design in Combination Paint/Stain Finish



Hawthorne





Louver Painted



Louver Painted



Louver Painted




Louver Stained







Raised Panel



Custom Birmingham



Bridgemill



Custom Design




Birmingham with Clear Glass



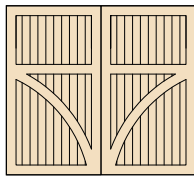
Louver Design in Paint Finish/Custom Color



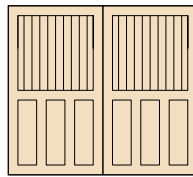
# OUR MOST POPULAR DESIGNS




LEATHERWOOD



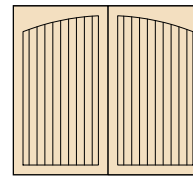
ANDERSON



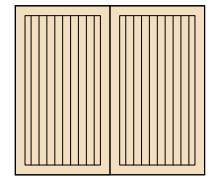
ASHEVILLE



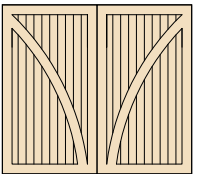
BIRMINGHAM



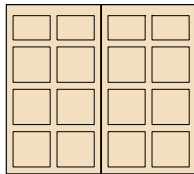
BRIDGEMILL



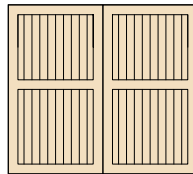
CAMBRIDGE



CHARLESTON




DOGWOOD



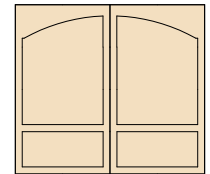
HAMPTON



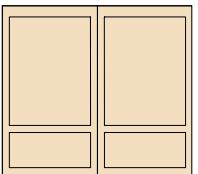
YOUR DREAM  
DOOR HERE!



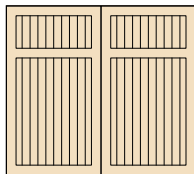
LOUISVILLE



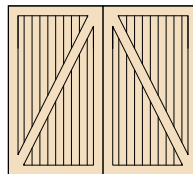
MAGNOLIA-ARCH




MAGNOLIA




PROVIDENCE



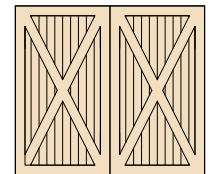
SARATOGA



ST. AUGUSTINE




SUMMERHAVEN



WILLIAMSBURG

V-GROOVE, BEAD BOARD OR SMOOTH BACKINGS AVAILABLE



- A** Environmentally friendly, composite material.
- B** Board thickness ranges from 1/2" to 1 1/2" to achieve desired detail.
- C** Custom molding, routed or square edges available.
- D** 2" steel sandwich door with foam insulation.

**Foam Options:**

Polystyrene foam door

**R value – 11.24**

Polyurethane foam door

**R value – 20.04**

All of our materials are proudly **MADE IN THE USA.**

# ENDLESS POSSIBILITIES

**EDEN COAST LP**  
New Tradition Made Green

Eden Coast, LLC  
1800 Madaket Drive Unit 8  
Lawrenceville, GA 30043  
678-407-2141  
www.edencoast.com

**Customer:** Allied Doors Inc.  
**Job Name:** AlliedChurchillThomas 1125 LightHouse  
**Date:** 11/13/2014  
**Door Size:** 9x9 3/4"  
**Glass Type:**  Faux Glass  Glass  Impact Glass  
**Texture:**  Smooth  Wood Grain

**Factory Applied Finish:**  
 Stain Color  
 Painted Only  
 Custom  
 Stain  
 Primer  
 Classic

**Style:**  Square  Round  Round Over  Molding  Raised Panel

30365 1536 159 9999996 99%

**Customer:** [Name]  
**Job Name:** [Name]  
**Date:** [Date]  
**Door Size:** 16x7"  
**Glass Type:**  Faux Glass  Glass  Impact Glass  
**Texture:**  Smooth  Wood Grain

**Factory Applied Finish:**  
 Stain Color  
 Painted Only  
 Custom  
 Stain  
 Primer  
 Classic

**Style:**  Square  Round  Round Over  Molding  Raised Panel

30365 1536 159 9999996 99%

**Customer:** [Name]  
**Job Name:** [Name]  
**Date:** [Date]  
**Door Size:** 16x7"  
**Glass Type:**  Faux Glass  Glass  Impact Glass  
**Texture:**  Smooth  Wood Grain

**Factory Applied Finish:**  
 Stain Color  
 Painted Only  
 Custom  
 Stain  
 Primer  
 Classic

**Style:**  Square  Round  Round Over  Molding  Raised Panel

30365 1536 159 9999996 99%

**Customer:** [Name]  
**Job Name:** [Name]  
**Date:** [Date]  
**Door Size:** 9x8"  
**Glass Type:**  Faux Glass  Glass  Impact Glass  
**Texture:**  Smooth  Wood Grain

**Factory Applied Finish:**  
 Stain Color  
 Painted Only  
 Custom  
 Stain  
 Primer  
 Classic

**Style:**  Square  Round  Round Over  Molding  Raised Panel

30365 1536 159 9999996 99%

**Customer:** [Name]  
**Job Name:** [Name]  
**Date:** [Date]  
**Door Size:** 16x7"  
**Glass Type:**  Faux Glass  Glass  Impact Glass  
**Texture:**  Smooth  Wood Grain

**Factory Applied Finish:**  
 Stain Color  
 Painted Only  
 Custom  
 Stain  
 Primer  
 Classic

**Style:**  Square  Round  Round Over  Molding  Raised Panel

30365 1536 159 9999996 99%

**Customer:** [Name]  
**Job Name:** [Name]  
**Date:** [Date]  
**Door Size:** 16x7"  
**Glass Type:**  Faux Glass  Glass  Impact Glass  
**Texture:**  Smooth  Wood Grain

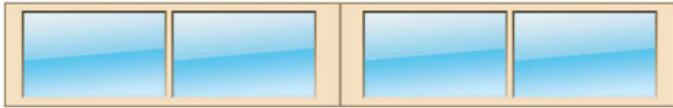
**Factory Applied Finish:**  
 Stain Color  
 Painted Only  
 Custom  
 Stain  
 Primer  
 Classic

**Style:**  Square  Round  Round Over  Molding  Raised Panel

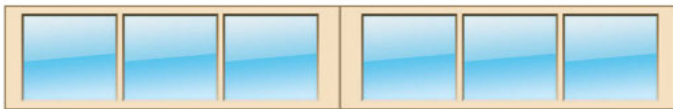
30365 1536 159 9999996 99%

# W WINDOW OPTIONS

Windows and glass options are completely customizable. From our standard designs, to your custom design, all of our windows are custom built. Glass options range from standard DSB to insulated antique glass. Just let us know what you're looking for.



OPTION A



OPTION B



OPTION C



OPTION D



OPTION E



OPTION F



OPTION G



OPTION H



OPTION I




OPTION J



OPTION K




IMPACT GLASS




IMPACT GLASS




FAUX GLASS



STANDARD GLASS



DECORATIVE FROSTED GLASS



GLASS IN 3RD SECTION

# *P*RE-FINISH OPTIONS

---

Eden Coast offers 8 standard stain colors available in a smooth or wood grain texture. We can also custom match any stain to meet your needs.

## SMOOTH


---



S1



S2



S3



S4



S5



S6



S7



S8

## WOOD GRAIN

---



W1



W2



W3



W4



W5



W6



W7



W8



CREATE YOUR CUSTOM ARCHITECTURAL EXPRESSION WITH  
PRODUCTS THAT DEFINE SUSTAINABILITY & INNOVATION



## HOW MAY WE SERVE YOU?

1800 MacLeod Drive | Unit R | Lawrenceville, GA 30043  
Phone: (678) 407-2141 | Toll Free (888) 407-2114 | Fax (678) 407-2116  
[www.edencoast.com](http://www.edencoast.com) | [sales@edencoast.com](mailto:sales@edencoast.com)